

Strong up light Power LED Inground Light

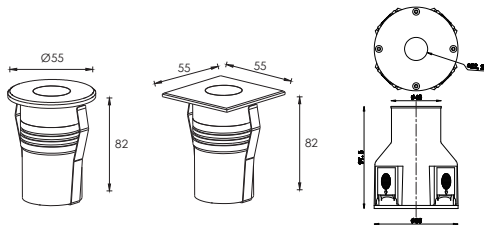


LED COLOUR TEMPERATURE

2000K · 3000K · 6000K

OUTER DIMENSIONS & ACCESSORIES

Unit mm



Mounting sleeve 173#

OPTICS

N/A

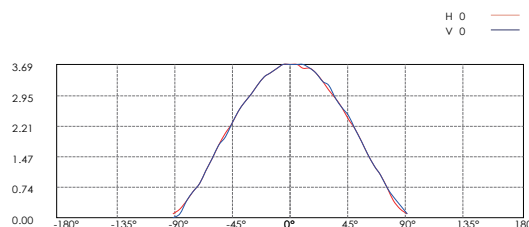
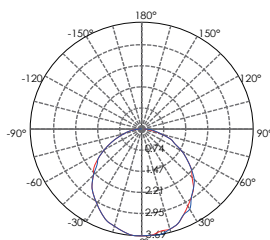
MATERIAL SPECIFICATIONS

HOUSING	12# Die-casting grey powder coated aluminum. T=60-80µm Adhesion of ISO class 1/ASTM class 4B
FRONT COVER	Hard chrome plated stainless steel SUS 316#
Glass	Step tempered glass.T=7mm
GLASS PRESSURE CAPACITY	Full area=1704kgs
GASKET	Molding shaped silicone seal
LENS	Optical lens.efficiency≥85%
OPERATING TEMPERATURE	-20°C~40°C
POWER CABLE	H05RN-F 2X1.0mm2 L=0.5m(low voltage) H05RN-F 3X1.0mm2 L=0.5m(high voltage)
MOUNTING SLEEVE	5VA 173#

TECHNICAL DATA

ITEM	LIGHT SOURCE	LENS	LENS DEGREE(°)Ø1/2	INPUT VOLTAGE(V)	OPERATING CURRENT(MA)	CONSUMPTION(W)	LUMINANCE(LM)	IK
D2WDR0314	3×SMD5050			24V DC 120/240	24V=54 120V=15 240V=10	24V=1.3 120V=1.0 240V=1.0	Cool White = 1.8 Warm White = 1.6	08

PHOTOMETRIC CURVES



Center Beam LUX	Beam Width	H
0.92 LUX	5.5m	5.4m
0.23 LUX	11.1m	10.8m
0.10 LUX	16.6m	16.2m
0.06 LUX	22.1m	21.6m
0.04 LUX	27.7m	27.0m
0.03 LUX	33.2m	32.4m

Vert.Spread 108.3 Horiz.Spread 106.9