



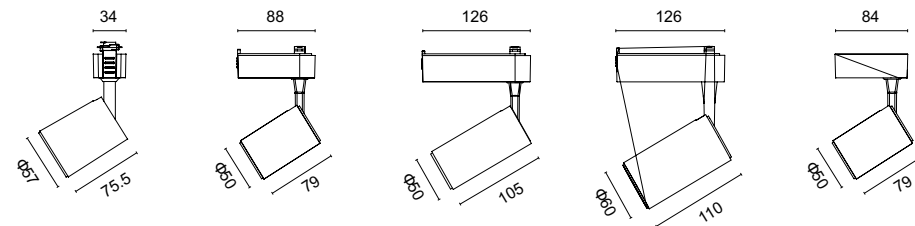
General Information

	EST-TST055A track	EST-TTT050X track	EST-TTT050A track	EST-TTT060X track	EST-SAT050B surface
Optics	30°	30°	15°/24°/36°	15°/24°/36°	30°
System Power (Watt)	6W	7W	12W	15W	7W
System Luminous flux (lm)	420lm	420lm	480lm	1150lm	420lm
Driver parameters	36V/150mA	25V/220mA	36V/270mA	36V/360mA	25V/220mA

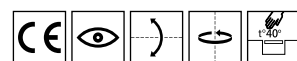
Technical Details

Light Source	LED SMD	LED COB	LED SMD
CRI (Ra/R9)	RA>80	RA>90/R9>50	RA>80
Colour Consistency	SDCM<5	SDCM<3	SDCM<5
Colour temperature	2700K/3000K/4000K		
UGR	<19		
IPrated	IP20		
Lifetime	>35,000h		
Warranty	2 Years		
Driver	ON/OFF		
Options	2Wire 1Circuit Track / 3Wire 1Circuit Track		

Dimensions (mm)



Finishes

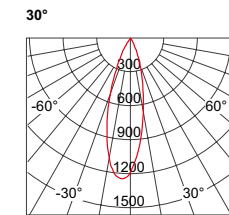


White

Black

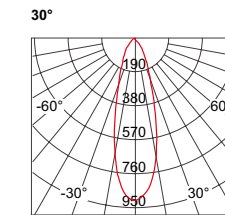
PHOTOMETRIC

EST-TST055A 6W



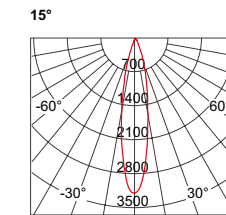
H(m)	Eavg(lx)	Emax(lx)	D(cm)
1	830	1249	52
2	208	312	105
3	92	139	157
4	52	78	209
5	33	50	262

EST-TTT050X 7W

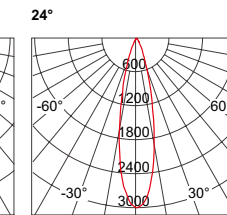


H(m)	Eavg(lx)	Emax(lx)	D(cm)
1	632	938	51
2	158	235	103
3	70	104	154
4	40	59	206
5	25	38	257

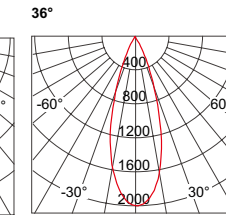
EST-TTT050A 12W



H(m)	Eavg(lx)	Emax(lx)	D(cm)
1	2176	3208	38
2	544	802	76
3	242	357	114
4	136	201	152
5	87	128	190

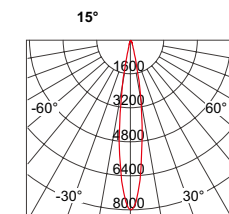


H(m)	Eavg(lx)	Emax(lx)	D(cm)
1	2066	2984	42
2	517	746	83
3	230	332	125
4	129	187	167
5	83	119	208

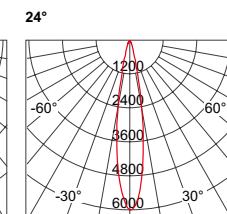


H(m)	Eavg(lx)	Emax(lx)	D(cm)
1	1328	1955	58
2	332	489	117
3	148	217	175
4	83	122	234
5	53	78	292

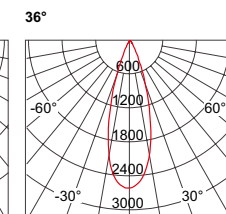
EST-TTT060X 15W



H(m)	Eavg(lx)	Emax(lx)	D(cm)
1	5041	7700	29
2	1260	1925	57
3	560	856	86
4	315	481	115
5	202	308	143

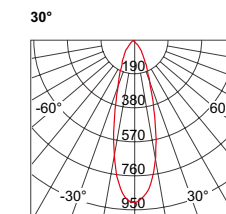


H(m)	Eavg(lx)	Emax(lx)	D(cm)
1	4186	5974	32
2	1047	1493	63
3	465	664	95
4	262	373	127
5	167	239	158



H(m)	Eavg(lx)	Emax(lx)	D(cm)
1	1807	2602	57
2	452	651	113
3	201	289	170
4	113	163	226
5	72	104	283

EST-SAT050B 7W



H(m)	Eavg(lx)	Emax(lx)	D(cm)
1	632	938	51
2	158	235	103
3	70	104	154
4	40	59	206
5	25	38	257