

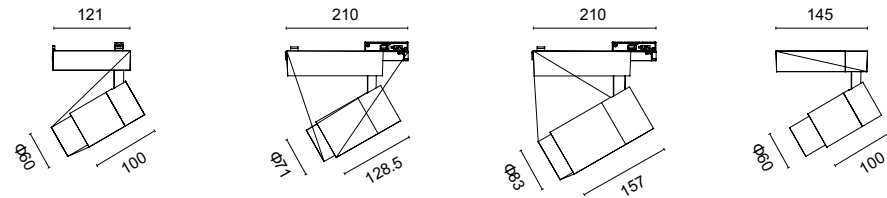


	EST-TSL060T track	EST-TSL070T track	EST-TSL080T track	EST-SAL060T surface
General Information				
Optics	10°~60° Zoomable	10°~60° Zoomable	15°~50° Zoomable	10°~60° Zoomable
System Power (Watt)	9W	20W	30W	9W
System Luminous flux (lm)	550lm	960lm	1650lm	550lm
Driver parameters	36V/210mA	36V/480mA	36V/700mA	36V/210mA
Individual dimmable	•	•	•	•

Technical Details

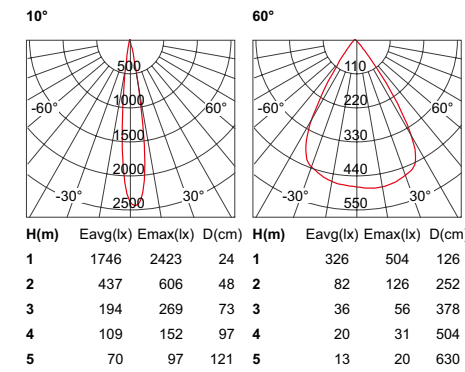
Light Source	LED COB
Colour temperature	2700K/3000K/4000K
CRI (Ra/R9)	RA>90/R9>50
Colour Consistency	SDCM<3
UGR	<16
IP rated	IP20
Lifetime	>50,000h
Warranty	3 Years/5 Years
Driver	ON/OFF, Phase, 0 10V Dali
Options	2 Wire 1 Circuit Track / 3 Wire 1 Circuit Track / 4 Wire 3 Circuit Track / 6 Wire 3 Circuit Dali Track

Dimensions (mm)

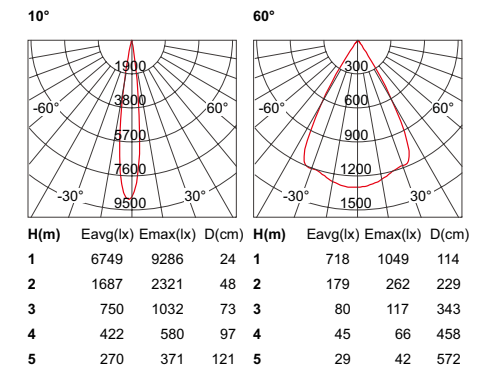


PHOTOMETRIC

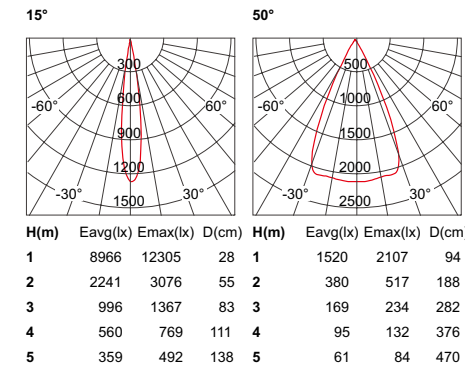
EST-TSL060T 9W



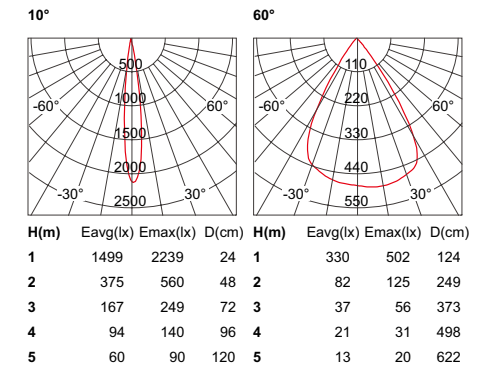
EST-TSL070T 20W




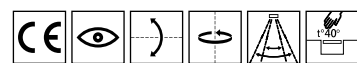
EST-TSL080T 30W



EST-SAL060T 9W



Accessories



Honey comb louvre Linear Spread

Finishes



White Black Titanium