

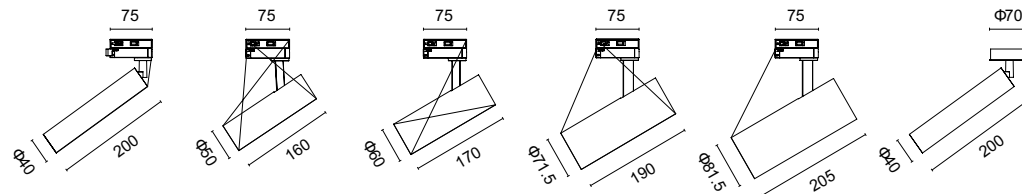


	EST-TSL040X track	EST-TSL050A track	EST-TSL060A track	EST-TSL070A track	EST-TSL080A track	EST-SAL040X surface
<b>General Information</b>						
Optics	15°/24°/36°	15°/24°	15°/24°/36°	15°/24°/36°	15°/24°/36°	15°/24°/36°
System Power (Watt)	<b>7W</b>	<b>9W</b>	<b>15W</b>	<b>20W</b>	<b>30W</b>	<b>7W</b>
System Luminous flux (lm)	290lm	650lm	1000lm	1500lm	2300lm	290lm
Driver parameters	24V/230mA	36V/210mA	36V/360mA	36V/480mA	36V/700mA	24V/230mA


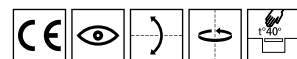
**Technical Details**

Light Source	LED COB
Colour temperature	2700K/3000K/4000K
CRI (Ra/R9)	RA>90/R9>50
Colour Consistency	SDCM<3
UGR	<16
IP rated	IP20
Lifetime	>50,000h
Warranty	3 Years/5 Years
Driver	ON/OFF, Phase, 0 10V/Dali
Options	2 Wire 1 Circuit Track / 3 Wire 1 Circuit Track / 4 Wire 3 Circuit Track / 6 Wire 3 Circuit Dali Track

**Dimensions (mm)**



**Accessories**



Honey comb louvre

Linear Spread

**Finishes**



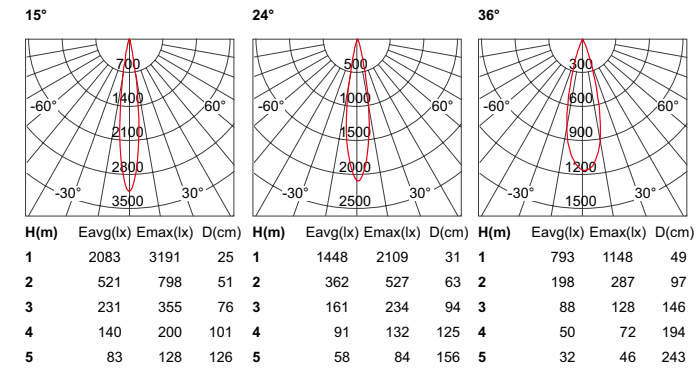
White

Black

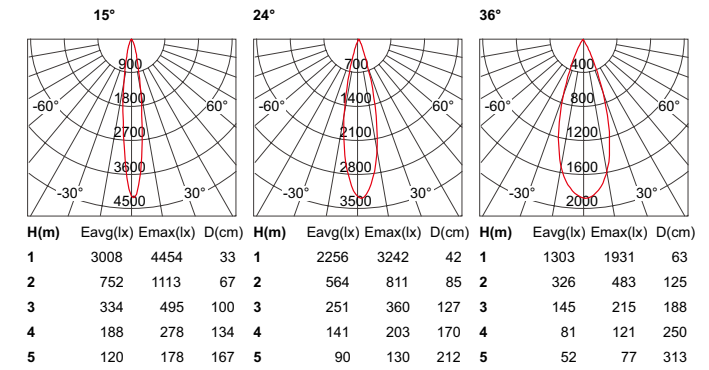
Titanium

**PHOTOMETRIC**

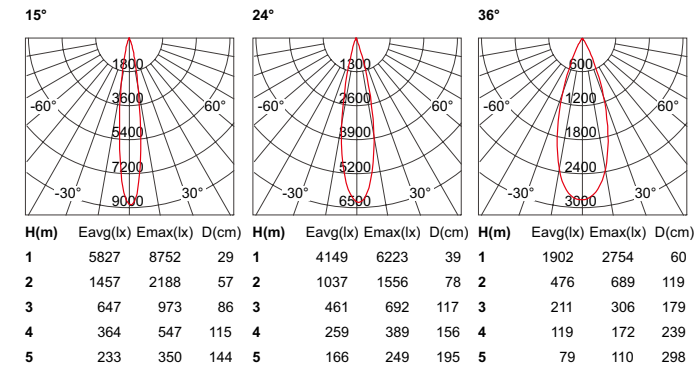
**EST-TSL040X 7W**



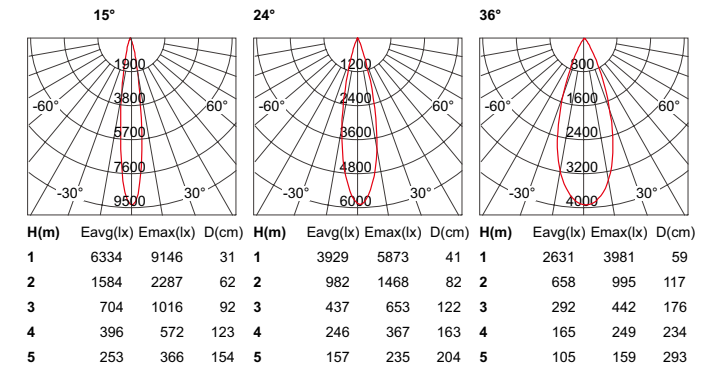
**EST-TSL050A 9W**



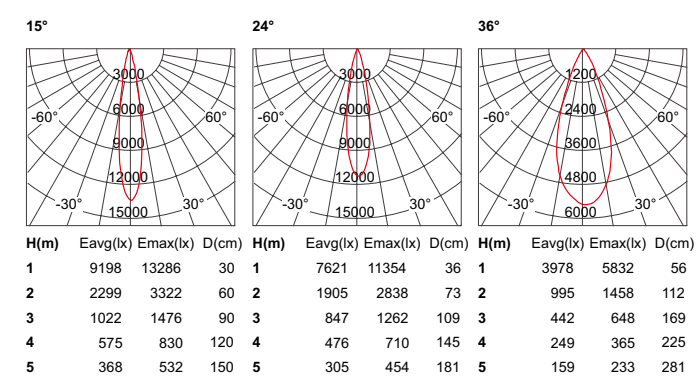
**EST-TSL060A 15W**



**EST-TSL070A 20W**



**EST-TSL080A 30W**



**EST-SAL040X 7W**

