

## LED Recessed Track Light



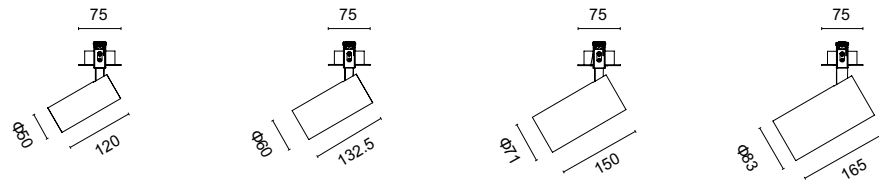
### General Information

	EST-DTL065W recessed	EST-DTL065X recessed	EST-DTL065Y recessed	EST-DTL065Z recessed
Optics	15°/24°/36°	15°/24°/36°	15°/24°/36°	15°/24°/36°
System Power (Watt)	<b>9W</b>	<b>15W</b>	<b>20W</b>	<b>30W</b>
System Luminous flux (lm)	650lm	1000lm	1500lm	1750lm
Driver parameters	36V/210mA	36V/360mA	36V/480mA	36V/700mA
Cut out (mm)	Φ65	Φ65	Φ65	Φ65


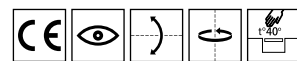
### Technical Details

Light Source	LED COB
Colour temperature	2700K/3000K/4000K
CRI (Ra/R9)	RA>90/R9>50
Colour Consistency	SDCM<3
UGR	<16
IP rated	IP20
Lifetime	>50,000h
Warranty	3 Years/5 Years
Driver	ON/OFF, Phase, 0 10V Dali

### Dimensions (mm)



### Accessories



Honey comb louvre Linear

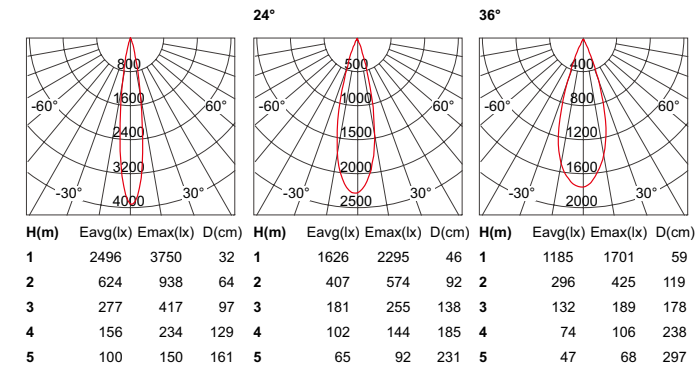
### Finishes



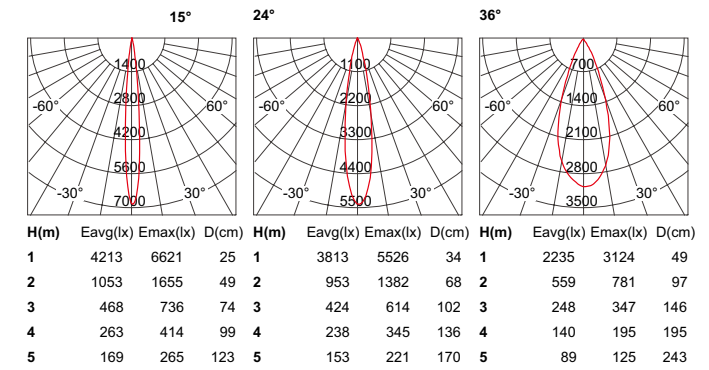
White Black Titanium

## PHOTOMETRIC

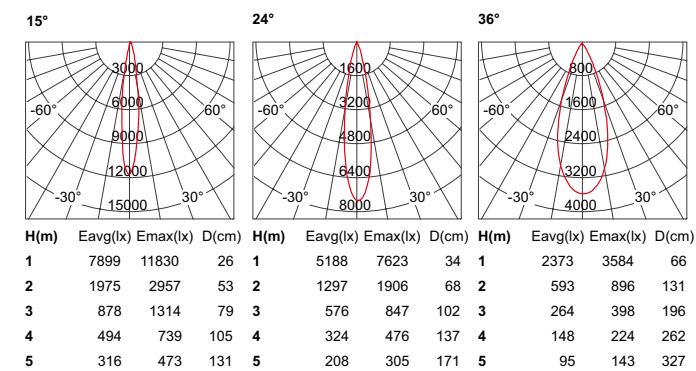
### EST-DTL065W 9W



### EST-DTL065X 15W



### EST-DTL065Y 20W



### EST-DTL065Z 30W

