




LED SURFACE/ SUSPENSION LAMP SERIES

Simple and elegant designed LED pendant Light with high quality aluminum body, specially designed heatsink for good dissipation to minimize degradation of the lumens.

Application: household decorative lighting, shops, hotels bars, coffee shops.



Selected reflector



Symmetrical Asymmetric optics

FS3040-35

Max.35W

Operating Temp. : -30°C + 40°C

32W COB chip (DC850mA)

■ 2700K/2450lm CRI90

■ 3000K/2730lm CRI90

■ 4000K/3080lm CRI80

■ 5000K/3360lm CRI80

Internal Driver: AC100-240V 50/60Hz

Driver performance: Non-dimmable/dimmable

Dimmer: 0-10V/Triac/Dali

Symmetrical



18° 23° 36°

Asymmetric optics



wallwasher



Ø93



165



Ø93



165

