



LED SURFACE/ SUSPENSION LAMP SERIES

Simple and elegant designed LED pendant Light with high quality aluminum body, specially designed heatsink for good dissipation to minimize degradation of the lumens.

Application: household decorative lighting, shops, hotels bars, coffee shops.



Selected reflector



FS3040-24

Max.24W

Operating Temp. : -30°C + 40°C

24W COB chip (DC600mA)

■ 2700K/1750lm CRI90

■ 3000K/1950lm CRI90

■ 4000K/2200lm CRI80

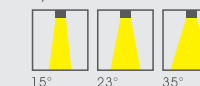
■ 5000K/2340lm CRI80

Internal Driver: AC100-240V 50/60Hz

Driver performance: Non-dimmable/dimmable

Dimmer: 0~10v/Triac/Dali

Symmetrical



15°

23°

35°

Asymmetric optics



wallwasher



Ø73



145



Ø73



145

