

Wall Mounting Landscape Light



LED COLOUR TEMPERATURE

3000K · 6000K

OPTICS



R3

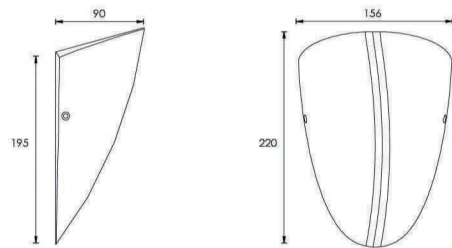


25°

R0115C061HM

OUTER DIMENSIONS & ACCESSORIES

Unit:mm




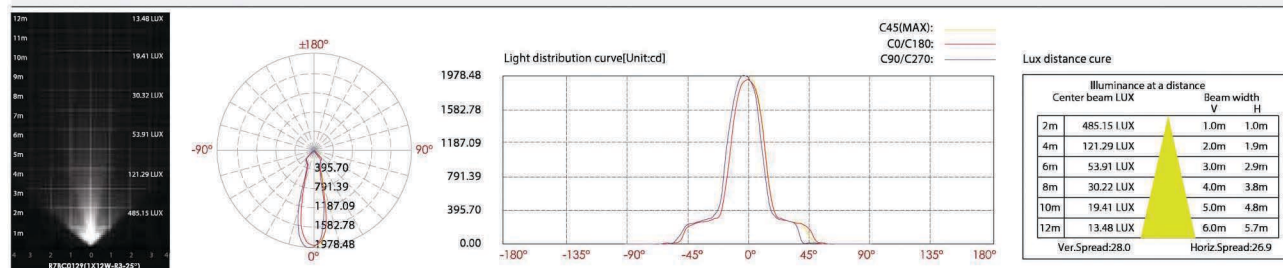
MATERIAL SPECIFICATIONS

- HOUSING** | 12# Die-casting dark grey powder coated aluminum
T=60-80µm.Adhesion of ISO class 1/ASTM class 4B
- FRONT COVER** | 12# Die-casting aluminum
- LIGHT WINDOW** | Tempered glass.T=3.5mm
- LED** | NICHIA
- LED DRIVER** | Constant Voltage Input,Constant Current Output
- OPERATING TEMPERATURE** | -20°C~40°C
- POWER CABLE** | H05RN-F 2X1.0mm² L=0.3m(low voltage)
H05RN-F 3X1.0mm² L=0.3m(High voltage)

TECHNICAL DATA

ITEM	LIGHT SOURCE	LENS	LENS DEGREE(°)Ø1/2	INPUT VOLTAGE(V)	OPERATING CURRENT(MA)	CONSUMPTION(W)	LUMINANCE(LM)	IK
R7BC0129	1x12W COB	R3	25°	24V DC 120/240	24V = 576 120V = 112 240V = 64	24V = 13.8 120V = 14 240V = 14.1	Cool White = 834 Warm White = 809	05

PHOTOMETRIC CURVES



HOUSING COLOR OPTION



Sanded Brown
RAL 8019

Sanded Black
RAL 9005

Sanded White
RAL 9003