

Wall Mounting Landscape Light



Double side

LED COLOUR TEMPERATURE

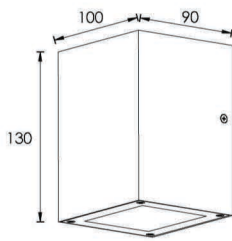
2000K · 3000K · 6000K

OPTICS

N/A

OUTER DIMENSIONS & ACCESSORIES

Unit:mm



MATERIAL SPECIFICATIONS

HOUSING	12# Die-casting dark grey powder coated aluminum T=60-80µm, Adhesion of ISO class 1/ASTM class 4B
LIGHT WINDOW	1 PC T=6mm
GASKET	1 Tooling shaped seal
DRIVER	1 Main voltage 100V-240V driver inside builded
OPERATING TEMPERATURE	1 -20°C~40°C
POWER CABLE	H05RN-F 2×1.0mm ² L=0.3m(low voltage) H05RN-F 3×1.0mm ² L=0.3m(high voltage)

HOUSING COLOR OPTION



Sanded Brown
RAL 8019



Sanded Black
RAL 9005

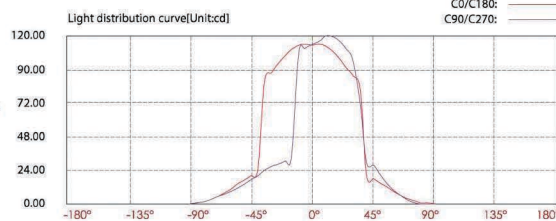
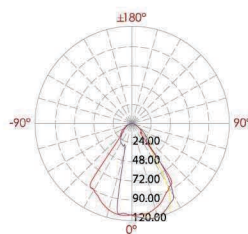


Sanded White
RAL 9003

TECHNICAL DATA

ITEM	LIGHT SOURCE	INPUT VOLTAGE(V)	OPERATING CURRENT(MA)	CONSUMPTION(W)	LUMINANCE(LM)	IK
D7AB0237	2×3W NICHIA	24V DC 120/240	24V = 268 120V = 73 240V = 42	24V = 6.2 120V = 8.5 240V = 8.6	2×155	06

PHOTOMETRIC CURVES



Ver.Spread:49.5 Horiz.Spread:73.8

Illuminance at a distance			
Center beam LUX	Beam width V	H	
28.35 LUX	1.8m	3.0m	
7.09 LUX	3.7m	6.0m	
3.15 LUX	5.5m	9.0m	
1.77 LUX	7.4m	12.0m	
1.13 LUX	9.2m	15.0m	
0.79 LUX	11.1m	18.0m	