

Diffused Beam Recessed LED Stair Light & Wall Light

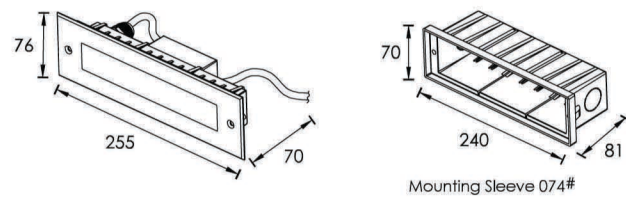
Stainless Steel Front Cover



LED COLOUR TEMPERATURE
2000K · 3000K · 6000K

OPTICS
N/A

OUTER DIMENSIONS & ACCESSORIES Unit:mm



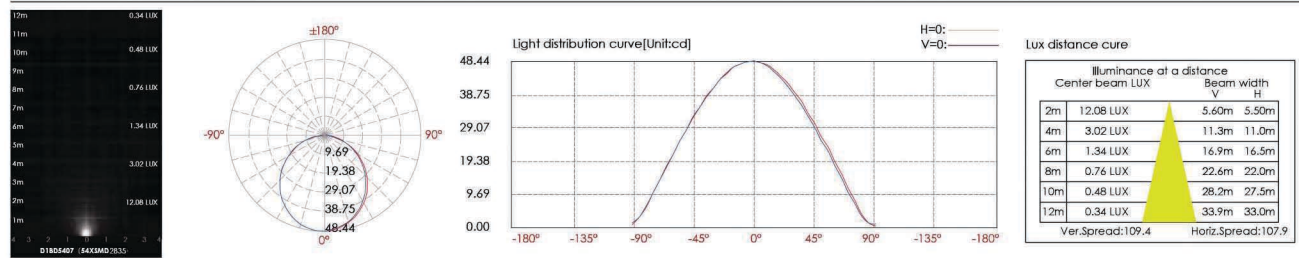
MATERIAL SPECIFICATIONS

- HOUSING** | 12# Die-casting grey powder coated aluminum
| T=60-80um Adhesion of ISO class 1/ASTM class 4B
- FRONT COVER** | Hard chrome-plated Stainless steel 316L#
- LIGHT WINDOW** | PC T=3mm
- CABLE GLAND** | IP68 PG-9 PA66
- GASKET** | Molding shaped silicone seal
- LED DRIVER** | Constant Voltage Input, Constant Current Output
- OPERATING TEMPERATURE** | -20°C~40°C
- POWER CABLE** | H05RN-F 2X1.0mm2 L=0.5m (low voltage)
| H05RN-F 3X1.0mm2 L=0.5m (high voltage)
- MOUNTING SLEEVE** | ABS 074#
- DIMMABLE SUPPORT** | Triac PWM 1-10V Dali


TECHNICAL DATA

ITEM	LIGHT SOURCE	INPUT VOLTAGE(V)	OPERATING CURRENT(MA)	CONSUMPTION(W)	LUMINANCE(LM)	IK
D1BD5407	54×SMD2835	24V DC 120/240	24V = 220 120V = 95 240V = 53	24V = 5.3 120V = 6.7 240V = 6.8	Cool White = 141 Warm White = 132	09

PHOTOMETRIC CURVES



MOUNTING SLEEVE CHARACTERISTIC



- The right picture-"A" is the supporting plate,used for "mounting sleeve" during the construction installation process to prevent deformation of the sleeve.
- The loading way such as A1, A2.
- Please take out the supporting plate (A1 & A2) from the "mounting box" before installation.