

Slim Type RGBW LED Linear Wall Washer

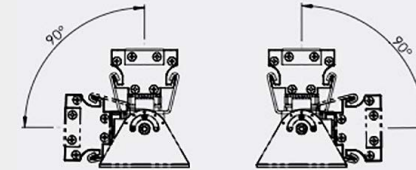
4 Colors in one LED Solution



*Cap-Optional Accessory



*Air Valve



*Adjustable beam direction

TECHNICAL DATA

ITEM	LIGHT SOURCE	LENS	LENS DEGREE(°)Ø1/2	LENGTH(MM)	INPUT VOLTAGE(V)	OPERATING CURRENT(MA)	CONSUMPTION(W)	LUMINANCE(LM)	IK
B6R0619	6x2W RGBW 4in1 Full color	Ø48	30°	265	24V DC	513	12.3	528	02
B6R1219	12x2W RGBW 4in1 Full color	Ø48	30°	510	24V DC	1020	24.4	1082	02
B6R2419	24x2W RGBW 4in1 Full color	Ø48	30°	985	24V DC	2038	48.2	2139	02

OPTICS




OUTER DIMENSIONS & ACCESSORIES

Unit:mm

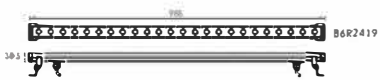
Low voltage input (24V DC)



B6R0619



B6R1219



B6R2419

LED WAVE LENGTH

- R = 620-630 nm
- G = 520-530 nm
- B = 460-470 nm
- W = 6000K

MATERIAL SPECIFICATIONS

- HOUSING** | Extruded aluminum, powder coated
- LENS** | Optic lens, efficiency≥85%
- LIGHT WINDOW** | Step tempered glass, 1.4±0.1mm
- CABLE GLAND** | IP45 PG-9 PA66
- GASKET** | Glass and housing are silicone sealed
- LED** | SMD 3535 RGBW 4 IN 1
- OPERATING TEMPERATURE** | -20°C~40°C
- BRACKET** | Hard chrome plated stainless steel SUS 316L* T=1.5mm
- POWER CABLE** | 12x0.5R: F 5X0.75mm² L=0.5m

Low voltage input (24VDC) power cord model

