



Strong up light Power LED Inground Light

LED Colour Temperature


2000K
3000K
6000K

Optics



B33(B33D/B33F)
L0109F023YH 9°
L0115D023YH 15°
L0120D023YH 20°
L0130D023YH 30°
L0143D023YH45°

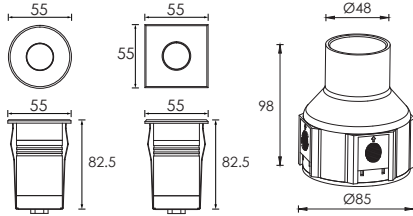
B33(B33D/B33F)



9°(B33F) 15° 20° 30° 45°

Outer Dimensions

Unit:mm



B2WDR0157 A

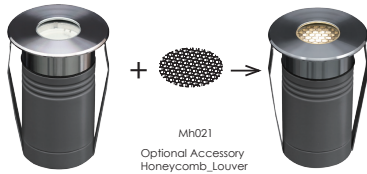
B2WDS0157 A

Mounting sleeve 011 #


Material Specifications

| | |
|-------------------------|---|
| Housing | 12" Die-casting grey powder coated aluminum, T=60-80µm Adhesion of ISO class 1/ASTM class 4B |
| Front cover | Hard chromeplated stainless steel SUS 316* |
| Light Window | Tempered frosted step glass.T=7mm |
| LED | OSRAM |
| Glass pressure capacity | Full area=1704kgs |
| Gasket | Molding shaped silicone seal |
| Lens | Optical lens.efficiency>85% |
| Operating temperature | -20°C~40°C |
| Power Cable | H05RN-F 2X1.0mm ² L=0.5m(low voltage) H05RN-F 3X1.0mm ² L=0.5m(high voltage) |
| Mounting sleeve | ABS 011 # |
| Dimmable Support | Triac PWM 1-10V Dali |

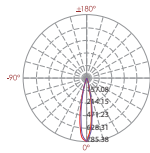

Optional Honeycomb Louver



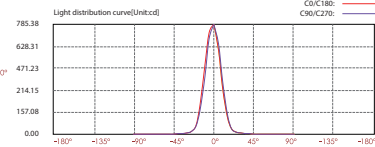
MH021
Optional Accessory
Honeycomb_Louver



| Item | Light source | Lens | The manufacturer selected lens degree(°)1/2 | Input voltage[V] | Typical operating current(mA) | Typical consumption(W) | Typical luminance(lm) | IK rate |
|---------------|--------------|------|---|-------------------|---------------------------------------|---|------------------------------------|---------|
| ○ B2WDR0157 A | 1x2W | B33D | 30° | 24V DC 120/240 | 2.4 V = 105 120V = 47 240V = 28 | 2.4 V = 2.5 120V = 3.0 240V = 3.1 | Cool white =183 Warm white =143 | 08 |
| □ B2WDS0157 A | 1x2W | B33D | 30° | 24V DC 120/240 | 2.4 V = 105 120V = 47 240V = 28 | 2.4 V = 2.5 120V = 3.0 240V = 3.1 | Cool white =183 Warm white =143 | 08 |



Light distribution curve(Unit:cand)



CO(MAX):
CO(C180):
COS(C270):

Lux distance curve

| Beam width | Beam width | Illuminance at a distance | Beam width |
|------------|------------|---------------------------|------------|
| 2m | 4m | 6m | 8m |
| 196.35 LUX | 49.09 LUX | 21.82 LUX | 12.27 LUX |
| 0.4m | 0.8m | 1.3m | 1.6m |
| 0.4m | 0.8m | 1.3m | 1.6m |
| 0.4m | 0.8m | 1.3m | 1.6m |
| 0.4m | 0.8m | 1.3m | 1.6m |
| 0.4m | 0.8m | 1.3m | 1.6m |
| 0.4m | 0.8m | 1.3m | 1.6m |
| 0.4m | 0.8m | 1.3m | 1.6m |
| 0.4m | 0.8m | 1.3m | 1.6m |
| 0.4m | 0.8m | 1.3m | 1.6m |